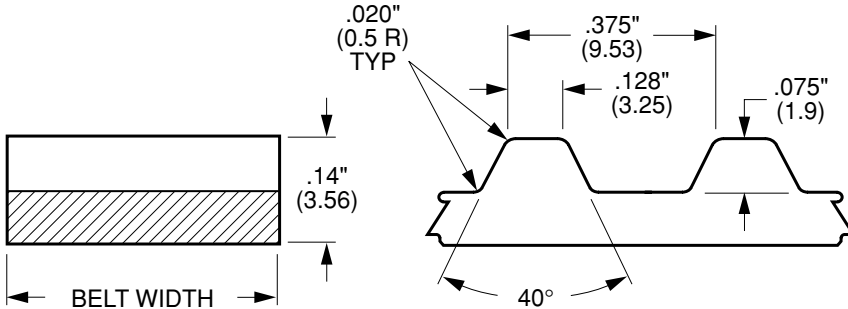




L Timing Belts



Pitch .375" (9.53 mm)



MATERIAL:

Nylon Covered, Fiberglass Reinforced, Neoprene

LOADING CAPACITY:

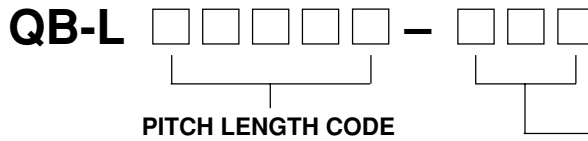
514 lbf/in. (90 N/mm) Belt Width

BREAKING STRENGTH:

≥685 lbf/in. (120 N/mm) Belt Width

TEMPERATURE RANGE:

-40°F to 248°F (-40°C to 120°C)



WIDTH CODE	Belt* Width
050	1/2" (12.7)
075	3/4" (19.1)

PITCH LENGTH CODE	Pitch Length		No. of Teeth
	Inch	mm	
00675	6.75	171.45	18
00975	9.75	247.65	26
01088	10.88	276.23	29
01125	11.25	285.75	30
01238	12.38	314.33	33
01313	13.13	333.38	35
01350	13.50	342.90	36
01425	14.25	361.95	38
01500	15.00	381.00	40
01538	15.38	390.53	41
01575	15.75	400.05	42
01613	16.13	409.58	43
01650	16.50	419.10	44
01688	16.88	428.63	45
01725	17.25	438.15	46
01763	17.63	447.68	47
01800	18.00	457.20	48
01838	18.38	466.73	49
01875	18.75	476.25	50
01913	19.13	485.78	51
01950	19.50	495.30	52
02025	20.25	514.35	54

PITCH LENGTH CODE	Pitch Length		No. of Teeth
	Inch	mm	
02100	21.00	533.40	56
02138	21.38	542.93	57
02175	21.75	552.45	58
02250	22.50	571.50	60
02325	23.25	590.55	62
02400	24.00	609.60	64
02438	24.38	619.13	65
02550	25.50	647.70	68
02625	26.25	666.75	70
02663	26.63	676.28	71
02700	27.00	685.80	72
02738	27.38	695.33	73
02775	27.75	704.85	74
02813	28.13	714.38	75
02850	28.50	723.90	76
03000	30.00	762.00	80
03038	30.38	771.53	81
03150	31.50	800.10	84
03188	31.88	809.63	85
03225	32.25	819.15	86
03263	32.63	828.68	87
03300	33.00	838.20	88

PITCH LENGTH CODE	Pitch Length		No. of Teeth
	Inch	mm	
03338	33.38	847.73	89
03375	33.75	857.25	90
03413	34.13	866.78	91
03450	34.50	876.30	92
03525	35.25	895.35	94
03600	36.00	914.40	96
03675	36.75	933.45	98
03713	37.13	942.98	99
03750	37.50	952.50	100
03825	38.25	971.55	102
03863	38.63	981.08	103
03900	39.00	990.60	104
03938	39.38	1000.13	105
03975	39.75	1009.65	106
04050	40.50	1028.70	108
04088	40.88	1038.23	109
04125	41.25	1047.75	110
04200	42.00	1066.80	112
04275	42.75	1085.85	114
04350	43.50	1104.90	116
04388	43.88	1114.43	117

Continued on the next page

*Special Widths - cut to size from sleeves available from stock.

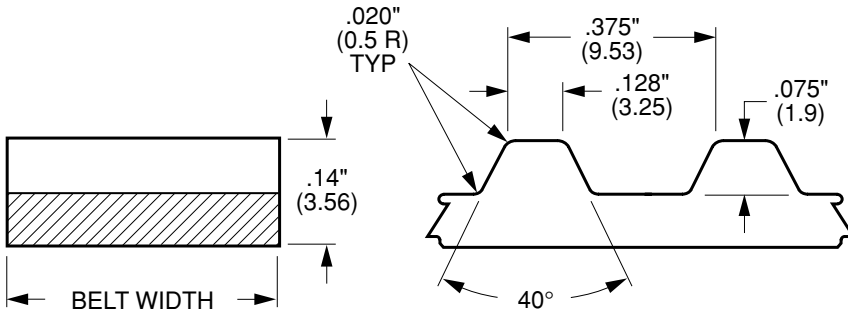




L Timing Belts



Pitch .375" (9.53 mm)



MATERIAL:

Nylon Covered, Fiberglass Reinforced, Neoprene

LOADING CAPACITY:

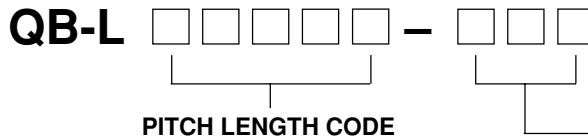
514 lbf/in. (90 N/mm) Belt Width

BREAKING STRENGTH:

≥685 lbf/in. (120 N/mm) Belt Width

TEMPERATURE RANGE:

-40°F to 248°F (-40°C to 120°C)



WIDTH CODE	Belt* Width
050	1/2" (12.7)
075	3/4" (19.1)

PITCH LENGTH CODE	Pitch Length		No. of Teeth
	Inch	mm	
04425	44.25	1123.95	118
04500	45.00	1143.00	120
04538	45.38	1152.53	121
04650	46.50	1181.10	124
04800	48.00	1219.20	128
04950	49.50	1257.30	132
05100	51.00	1295.40	136
05175	51.75	1314.45	138
05250	52.50	1333.50	140
05400	54.00	1371.60	144
05475	54.75	1390.65	146
05550	55.50	1409.70	148
05700	57.00	1447.80	152
05738	57.38	1457.33	153
05813	58.13	1476.38	155
05850	58.50	1485.90	156
06000	60.00	1524.00	160
06188	61.88	1571.63	165
06300	63.00	1600.20	168
06338	63.38	1609.73	169

PITCH LENGTH CODE	Pitch Length		No. of Teeth
	Inch	mm	
06600	66.00	1676.40	176
06938	69.38	1762.13	185
06975	69.75	1771.65	186
07013	70.13	1781.18	187
07200	72.00	1828.80	192
07275	72.75	1847.85	194
07313	73.13	1857.38	195
07650	76.50	1943.10	204
08400	84.00	2133.60	224
08625	86.25	2190.75	230
08813	88.13	2238.38	235
09150	91.50	2324.10	244
09338	93.38	2371.73	249
10275	102.75	2609.85	274
11475	114.75	2914.65	306
11925	119.25	3028.95	318
14063	140.63	3571.88	375
14175	141.75	3600.45	378
16763	167.63	4257.68	447
19875	198.75	5048.25	530

*Special Widths - cut to size from sleeves available from stock.

